



艾派顿

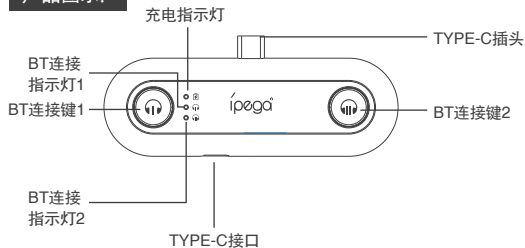
N.S音频转换器

产品说明书(PG-SW035)

产品特点:

- 1.本产品适用于对N.S/N-SL/ P4主机提取音频并通过无线连接到无线耳机/音箱播放声音;
- 2.支持通过TYPE-C/PD 协议对N.S主机进行15V快速充电;
- 3.体积小、使用方便;
- 4.支持连接单个BT耳机或者同时连接两个BT耳机使用;

产品图示:



电性参数:

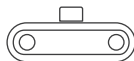
输入 5V/2.0A和15V/2.6A 输出 5V/1.5A和15V/1.0A
 协议标准 TYPE-C/PD 协议 BT版本: 4.2 /CSR8670
 频率范围 2.402GHZ - 2.480GHZ 传输距离: 无障碍传输10米

产品使用说明:

- ①打开BT耳机/音箱,使其进入被搜索连接状态;
- ②将产品直接接入N.S主机或者通过USB-TYPE_C转换线接入P4主机;
- ③搜索配对BT I 设备:
首次连接的BT耳机/音箱,需长按BT I 按键2秒,蓝灯 I 快闪提示,产品自动进行搜索配对,连接成功后,蓝灯 I 常亮指示;
- ④搜索配对BT II 设备:
首次连接的BT耳机/音箱,需长按BT II 按键2秒,蓝灯 II 快闪提示,产品自动进行搜索配对,连接成功后,蓝灯 II 常亮指示;
- ⑤回联BT设备:
已经被搜索配对过的BT耳机/音箱,只需将产品接入后自动回联即可。回联搜索时,蓝灯慢闪,连接设备成功,蓝灯常亮;
- ⑥如果产品已经连接过某些设备,再连接其他新的设备时,需要长按BT I 按键7秒以清除之前的连接信息,如此可以快速成功配对新设备;
- ⑦BT I 按键有开启/关闭BT功能,短按可开启/关闭产品BT;
- ⑧电源适配器或者移动电源可以通过本产品的TYPE-C接口为主机充电,兼容TYPE-C/PD 协议,可以适用5V和15V快充充电,进行充电的同时产品也可以工作,通过产品向游戏主机充电时红灯亮;

注:同时连接两组BT时需要两组BT同解码率类型或者两个完全相同的BT音箱、耳机);

配件清单:



音频转换器 x 1



说明书 x 1



USB-C to USB-A 线 x 1

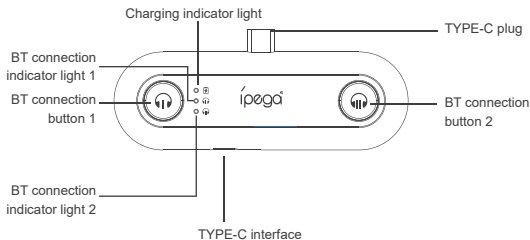
N.S Audio Converter

Product Manual (PG-SW035)

Product Features:

1. This product is suitable for extracting audio from N.S/N-SL/P4 console and playing sound through wireless connection to wireless headsets/speakers;
2. Support 15V fast charging of N.S console through TYPE-C/PD protocol;
3. Small size and easy to use;
4. Support to connect a single BT headset or connect two BT headsets at the same time;

Product Diagram Show:



Electrical Parameters:

Input: 5V/2.0A and 15V/2.6A

Output: 5V/1.5A and 15V/1.0A

Protocol standard: TYPE-C/PD protocol

BT version: 4.2 /CSR8670

Frequency range: 2.402GHZ-2.480GHZ

Transmission distance: 10 meters
barrier-free transmission

Product Instructions:

1. Turn on the BT headset/speaker to enter the searched connection state;
2. Connect the product directly to the N.S console or connect to the P4 console through the USB-TYPE_C conversion cable;
3. Search for the paired BT I devices:
For the first connected BT headset/speaker, press and hold the BT I button for 2 seconds, the blue light 1 flashes quickly, and the product will automatically search for pairing. After successful connection, the blue light 1 will always be on;
4. Search for the paired BT II devices:
For the first connected BT headset/speaker, press and hold BT II button for 2 seconds, the blue light 2 flashes quickly, and the product will automatically search for pairing. After successful connection, the blue light 2 will always be on;
5. Back connection BT devices:
For BT headsets/speakers that have been searched for and paired, connect the product and automatically connect back. The blue light flashes slowly during the back-connection search, and after the device is successfully connected, the blue light will always be on;
6. If the product has been connected to some devices, when connecting to other new devices, press and hold the BT I button for 7 seconds to clear the previous connection information, so that the new device can be successfully paired quickly;
7. The BT I button has the function of turning on/off BT, short press to turn on/off the product BT;
8. The power adapter or mobile power supply can charge the console through the TYPE-C interface of this product, compatible with the TYPE-C/PD protocol, and applicable for 5V and 15V fast charging. The product can also work while charging, and the red light will be on when game console is charged through the product;

Note: When two groups of BT are connected at the same time, two groups of BT shall have the same decoding rate type or two identical BT speakers and headsets are required);

Parts List:



Audio Converter x 1



Manual x 1



USB-C to USB-A cable x 1