

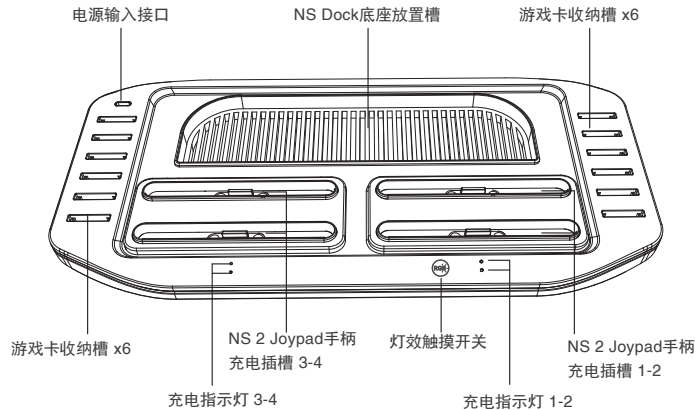


派鲨鱼

NS 2多功能四充

产品说明书(PG-SW2210)

产品图示:



产品特点:

1. 本产品是一款配合NS 2原装底座使用的多功能底座;
2. 本产品具有4个充电插槽, 支持给一至四个NS 2 Joypad手柄同时充电, 带有充电状态指示灯;
3. 配备Type-C接口, 支持N·S 2 原装底座为产品提供电源输入;
4. 配备灯效触摸开关, 具备9种灯光效果可调节;
5. 配备12个游戏卡收纳槽, 方便收纳和使用游戏卡。

产品技术参数:

1. 输入电压: DC 5V
2. 单个手柄充电电流: 200mA
3. 充电时长: 2.5-3.5小时左右

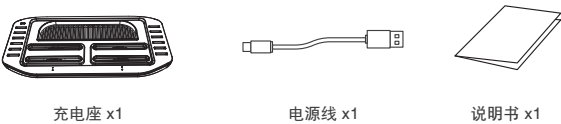
产品使用说明:

1. 将NS 2原装底座放置在充电座的凹槽位置, 再将产品附带的充电线一端插入充电座上的电源输入接口, 另一端插入NS 2原装底座的USB接口, 为产品提供电源输入;
2. 产品通电后, 4个手柄插槽充电指示灯蓝色常亮;
3. 将NS 2 Joypad手柄插入充电部件上面的任意插槽进行充电, 充电时对应指示灯橙色常亮, 充满电对应指示灯蓝色常亮;
4. 产品具备灯效按键开关, 支持9种灯光效果调节, 按下灯效按键开关可以在9种灯光效果中依次切换, 长按3秒保存当前灯效并熄灭, 再次短按点亮之前保存的灯效。

注意事项:

1. 请不要把本产品在潮湿或高温地方存储。
2. 请不要敲击、摔打、刺穿或试图去分解本产品, 以免对产品造成不必要的损害。
3. 非专业人员勿拆卸本产品, 否则不在售后保修服务内。
4. 请勿随意丢弃本产品, 须给有资质的机构回收。
5. 请勿用于其他非NS 2原装Joypad手柄充电。

产品清单:

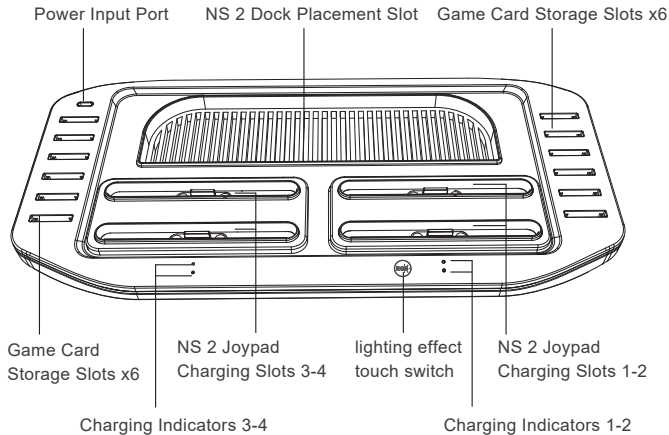


派鲨鱼

Multifunctional Charging Station for NS 2

Product Manual (PG-SW2210)

Product Diagram:



Features:

1. A multifunctional stand designed for use with the original NS 2 Dock.
2. Supports simultaneous charging of up to four NS 2 Joypads with individual charging indicators.
3. Equipped with a Type-C port to receive power from the NS 2 Dock.
4. Includes a touch lighting switch with 9 adjustable light effects.
5. Comes with 12 game card slots for convenient storage and use.

Technical Specifications:

- 1.Input Voltage: DC 5V
- 2.Charging Current (per controller): 200mA
- 3.Charging Time: Approximately 2.5-3.5 hours

Instructions for Use:

1. Place the original NS 2 Dock into the groove of the charging base. Connect one end of the included charging cable to the power input port of the charging base, and the other end to the USB port of the NS 2 Dock to provide power.
2. After powering on, the indicator lights for the four charging slots will turn solid blue.
3. Insert NS 2 Joypad controllers into any of the charging slots. While charging, the corresponding indicator will stay steady orange. When fully charged, the indicator will turn steady blue.
4. The product includes a lighting effect touch switch with 9 adjustable lighting modes. Press the switch to cycle through the 9 effects; Press and hold for 3 seconds to save the current effect and turn off the lights. Press briefly again to restore the saved lighting effect.

Precautions:

1. Do not store the product in humid or high-temperature environments.
2. Avoid hitting, dropping, puncturing, or disassembling the product to prevent damage.
3. Unauthorized disassembly voids the warranty.
4. Dispose of the product properly through qualified recycling organizations.
5. Do not use the product for charging controllers other than original NS 2 Joypads.

Package Contents:

